

While we prepare to start...

How to ask a question:

- Click the raise your hand button of the GoToWebinar toolbar. This will allow us to call on you and unmute your line to ask your question.
- Submit your question on the Questions tab of the GoToWebinar toolbar.
- Email elizabeth.dressel@state.mn.us.

You are able to call in to the webinar on your phone.

Unfortunately, we will not be able to troubleshoot any audio issues you are having.



MINNESOTA
INTERAGENCY COUNCIL
ON HOMELESSNESS

**Weekly Provider Webinar:
Statewide Updates on COVID-19 and Homelessness**

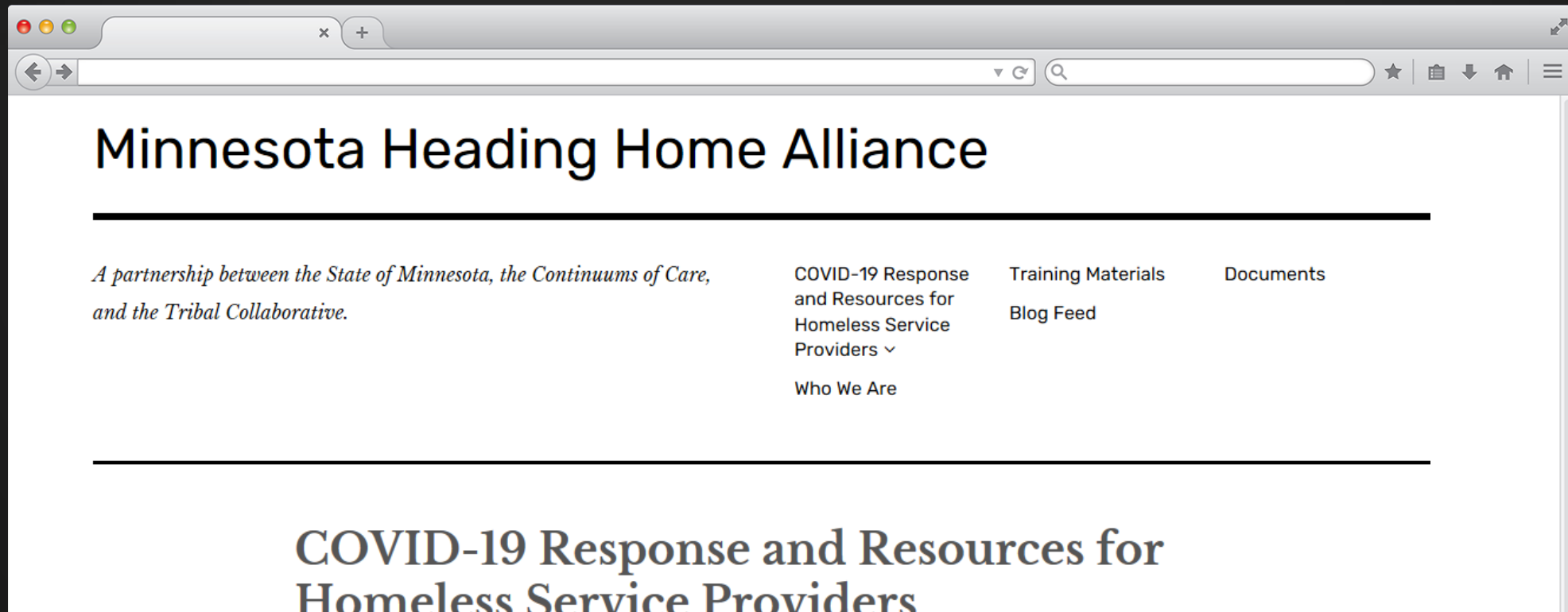
June 9, 2021

Agenda

Time	Topic
1:00 – 1:05	Welcome and opening remarks
1:05 – 1:30	Important updates from the State of Minnesota
1:30 – 1:55	Questions and answers
1:55 – 2:00	Closing remarks and adjourn

Visit the Heading Home Alliance COVID-19 page

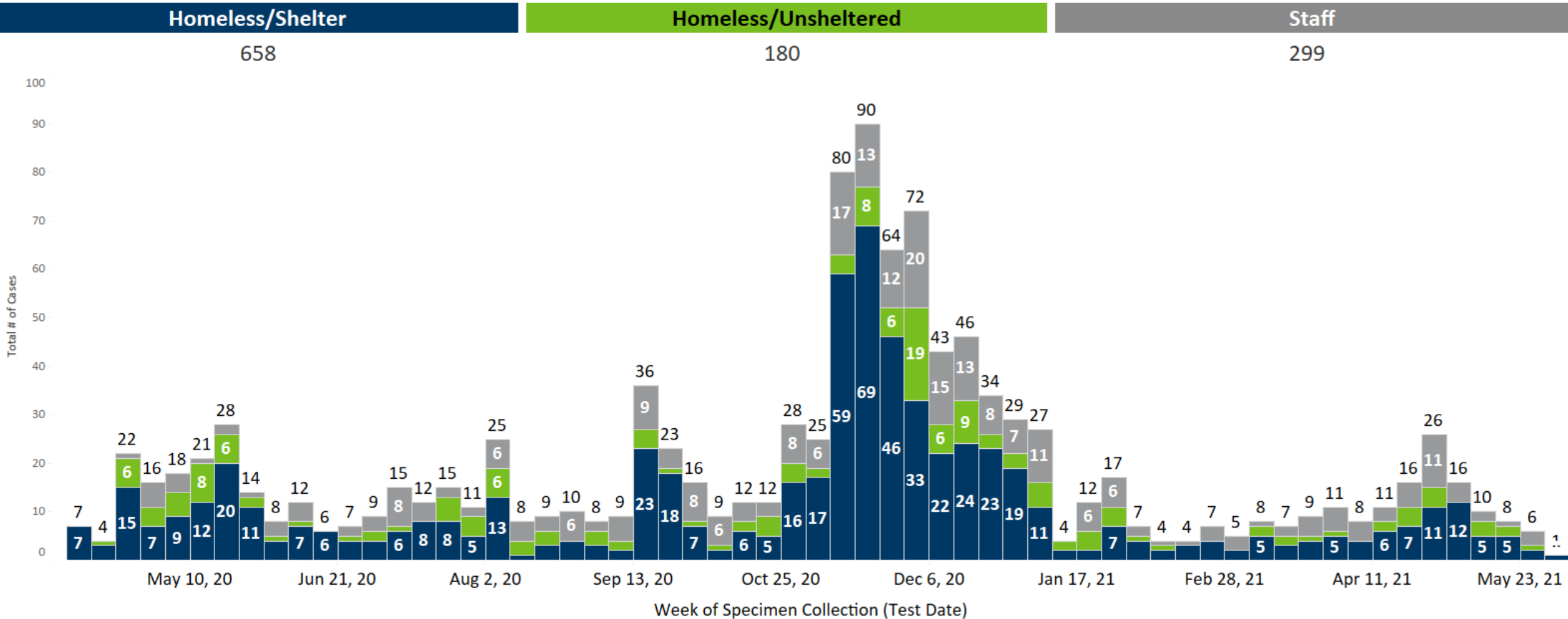
- Latest resources, guidance, and contact lists
- <https://headinghomealliance.com/covid-19-response-and-resources-for-homeless-service-providers/>



We need your help spreading the word

- For announcements about these calls, sign up for Minnesota Housing's eNews
- <http://www.mnhousing.gov/sites/np/enews>
- Select "Topics and Issues for Providers Serving People Experiencing Homelessness"
- **Please encourage your colleagues to do so!**

The number of new COVID-19 cases continues to decrease.



MDH Update: Comparing Last Month to Last Year

There were fewer cases among people experiencing homelessness in May 2021.

Homeless/Shelter

-54.7% ▼

May 2021: 24 cases
May 2020: 53 cases

Homeless/Unsheltered

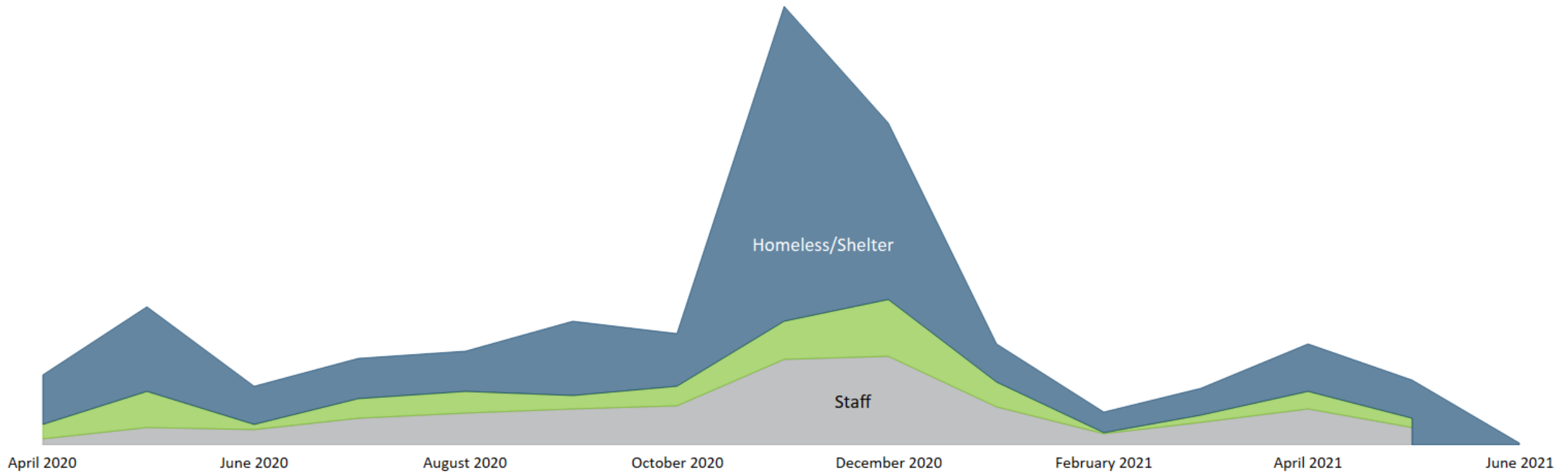
-73.9% ▼

May 2021: 6 cases
May 2020: 23 cases

Staff

0.0%

May 2021: 11 cases
May 2020: 11 cases



Incentive Discussion

- Our team is seeking additional incentive opportunities centering people experiencing homelessness and would welcome your partnership in that.
- We want to hear from you...
- **What incentives would work best in your setting?**

COVID-19 Vaccine Youth Survey

- [COVID-19 Vaccine Youth Survey](#) - The survey is targeted to any youth ages 12-24. **This survey will be open for responses until June 11.**
- Our goal is to hear from young people about their experience with the vaccine to inform vaccine resources for this age group and provide a platform for youth to share their experience with their peers.
- Please help us spread the word and share this survey with young people across Minnesota. We want to make sure the voices of youth who are or have past experiences with homelessness are heard.

Upcoming Webinars

- The U.S. Interagency Council on Homelessness is hosting a webinar with the IRS focused on **“How to Help Stimulus Checks Reach People Experiencing Homelessness”** on **Thursday, June 10 from 2:00 – 3:30 p.m. CT.** [Click here](#) for more details and to register.
- In collaboration with VHA Employee Education System, VA’s National Center on Homelessness among Veterans, Homeless Programs Office is hosting a webinar on **“Connecting Research to Practice: Unsheltered Homelessness among Veterans”** on **Wednesday, June 16 from 12:00 – 1:00 p.m. CT.** [Click here](#) for more details and to register.

RentHelpMN Update

- To apply visit renthelpmn.org
- The 211 helpline has dedicated multilingual staff available to answer questions from 8 a.m. to 8 p.m. Monday through Saturday.



Demographic and Income Data

	# of applicants	% of applicants
7-County Metro	14,580	72%
Greater MN	5,689	28%
Statewide	20,269	100%
HH with Minor Children	10,631	52%

Area Median Income (AMI) of Applicant	# of Applicants	% of Applicants	# Applicants BIPOC	% BIPOC
No Income	3,195	16%	2,160	68%
< 30%	9,827	48%	6,375	65%
< 50%	4,487	22%	2,683	60%
< 80%	2,372	12%	1,220	51%
> 80%	291	1%	144	49%
Unknown	97	0%	73	75%
Total	20,269	100%	12,655	62%

*AMI is determined by the income reported by the applicant at the time they applied.

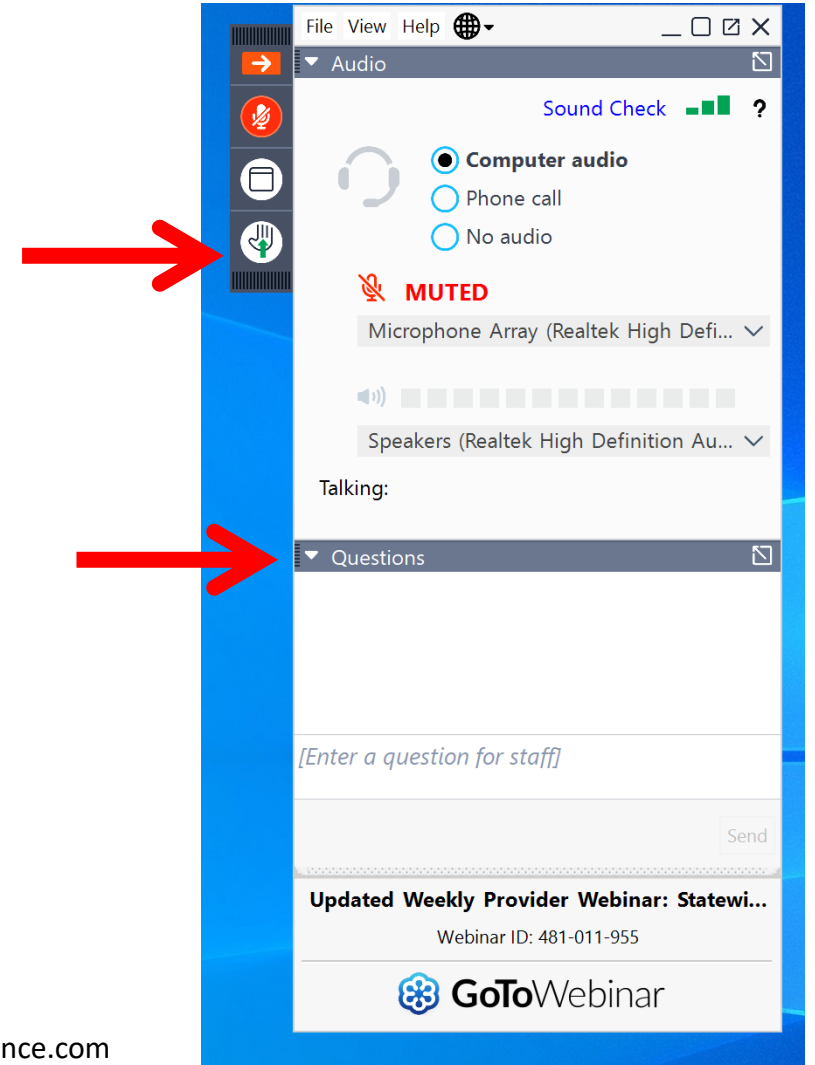
Breakdown of Request Type

	Amount Requested	% of Total
Rent Requested	\$95,559,650	91%
Electric Requested	\$6,543,578	6%
Bulk Fuel Requested	\$27,764	0%
Trash Requested	\$98,346	0%
Gas Requested	\$1,302,725	1%
Water Requested	\$941,927	1%
Sewer Requested	\$43,322	0%
Total	\$104,517,311	100%
Average Assistance Amount Requested	\$5,157	

Requested amounts reflected are the amounts entered by the applicants at the time of application.

Questions and answers

- We will try to get to every question we can.
 - Click the raise your hand button of the GoToWebinar toolbar. This will allow us to call on you and unmute your line to ask your question
 - On the Questions tab of the GoToWebinar toolbar
 - Email elizabeth.dressel@state.mn.us





Closing remarks and adjourn

Thank you!